



Other General Funds

These are funds that for accounting purposes are grouped with the general funds. They include the Risk Management Fund, Swap Fund, Capital Financing Fund, Benefits Plan Fund and the Law Enforcement Officers' Special Separation Allowance Fund.

Fund Name	FY 2018-19 Actuals	FY 2019-20 Original	FY 2020-21 Requested	FY 2020-21 Approved	% Change Orig. v. Appr.	Fund % of Incl. Funds
Risk Management	\$3,436,647	\$3,646,478	\$3,849,805	\$3,849,805	5.58%	3.31%
Swap Agreement 05	\$1,689,612	\$1,000,000	\$1,500,000	\$1,500,000	50.00%	1.29%
Reappraisal Reserve Fund	\$1,473,137	\$874,981	\$786,480	\$840,700	-3.92%	0.72%
Capital Improvement Plan	\$76,958,121	\$79,256,388	\$77,261,129	\$76,951,796	-2.91%	66.25%
Benefits Plan	\$27,792,001	\$29,783,050	\$32,483,643	\$32,483,643	9.07%	27.97%
LEO Special Separation Allowance		\$420,000	\$525,000	\$525,000	25.00%	0.45%
L.E.O. Retirement Trust	\$493,651					
Total	\$111,843,169	\$114,980,897	\$116,406,057	\$116,150,944	1.02%	100.00%

*LEO Separation Allowance Fund was combined in FY 2019-20 to the General Funds

RISK MANAGEMENT FUND



GOAL 5 ACCOUNTABLE, EFFICIENT AND VISIONARY GOVERNMENT: An effective organization committed to continuous innovation, exceptional customer service, transparency and fiscal responsibility.

Description

Durham County's Risk Management function is a coordinated and ongoing effort to assess and respond to risks which affect the achievement of the County's Strategic Plan. This is achieved through risk identification, assessment, and mitigation strategies to protect County employees, assets, and operations from loss. The Risk Management function also recommends risk financing methods to ensure the financial integrity of the County is not impaired should a significant loss occur.

Risk Management's Occupational Safety Program is committed to providing a safe work environment for County employees. The program includes safety education through training and consultation, recognizing and controlling health and safety hazards, and minimizing future potential liabilities.

Budget

Category	FY 2018-19 Actual	FY 2019-20 Original	FY 2020-21 Requested	FY 2020-21 Approved	% Change Orig. v. Appr.
Expenditure	\$3,775,189	\$3,646,478	\$3,849,805	\$3,849,805	5.58%
Personnel	\$343,994	\$474,476	\$562,383	\$562,383	18.53%
Operating	\$3,390,031	\$3,106,687	\$3,150,453	\$3,150,453	1.41%
Capital			\$1,700	\$1,700	
Transfers Out	\$41,163	\$65,315	\$135,269	\$135,269	107.10%
Revenue	\$3,436,647	\$3,646,478	\$3,849,805	\$3,849,805	5.58%
Investment Income	\$213,622	\$44,743			-100.00%
Service Charges	\$3,223,025	\$3,601,735	\$3,849,805	\$3,849,805	6.89%

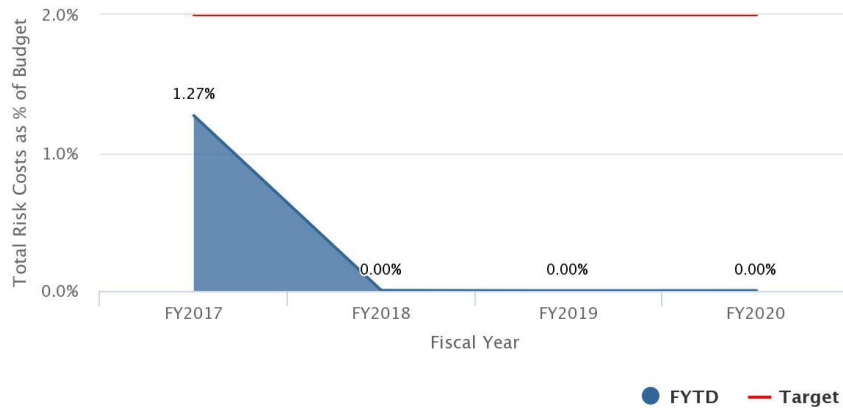
FY 2018-19 Actual FTE	FY 2019-20 Original FTE	FY 2019-20 Estimated FTE	FY 2020-21 Requested FTE	FY 2020-21 Approved FTE
5.00	5.00	5.00	6.00	6.00

Budget Highlights

- Risk Management is receiving a new position to assist with logging OSHA injury/illness rate and OSHA DART rate on a quarterly basis and Corvel Data via the annual risk report. In addition, this position will assist with all claims in the County as the total number and complexity is ever increasing.
- Risk Management's budget is balanced by internal service charges to other funds that are tracked through the Commitment Item Insurance and Bonds. This category reflects the attempt to accurately capture by Department their approximate cost for Worker's Compensation coverage.

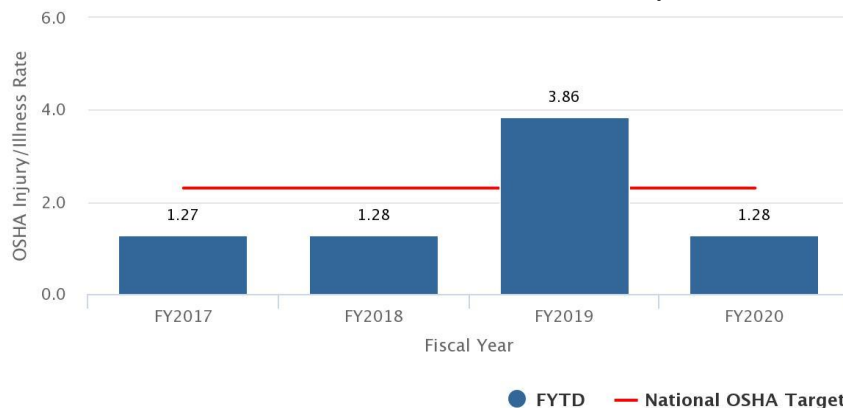
Performance Measures

Measure: TOTAL COST OF RISK AS A PERCENTAGE OF DURHAM COUNTY BUDGET



Measure description: This measure shows the cost of managing risks and incurring losses for Durham County. The Total Cost of Risk is the sum of all aspects of the County's operations that relate to risk, including retained losses and related loss adjustment expenses, risk control costs, transfer costs, and administrative costs. The Total Cost of Risk (TCoR) is the total cost of insurance premiums, retained losses which is the amount of money that the County spends "out of pocket" for losses incurred (deductible/uninsured losses) and internal/external risk control costs. With the implementation of Durham County's Safety Program and continued successful Claims Management, the County has seen a decrease in Risk expenditures, which has translated to an improvement in overall claim loss. This has led to less money being spent and this measure trending down. The goal for this measure is 2% or less (based on industry standards). To achieve this, the County can continue being proactive in safety and claims management, thereby keeping costs down.

Measure: DURHAM COUNTY OSHA RECORDABLE INJURY/ILLNESS RATE



Measure description: This measures the number of injuries within the organization compared to the national average of public sector entities. Keeping this measure down also keeps Durham County's insurance premiums down as well as overall costs. This measure is the value to evaluate and quantify a company safety performance, which allows OSHA to compare Durham County's injury rate to other, similar entities. Implementation of the Durham County Safety Program has helped to reduce organizational injuries, which has assisted this measure in downward trending. The ultimate target is zero injuries and illness; however, the target of 2.3 is set by the national average of OSHA Recordable Injury/Illness Rate. Continuing to be proactive with Durham County's Safety Program and Claims Management to keep costs down is the key to maintaining success with this measure. The NC Department of Labor has established incidence rates by industry. The DART rate includes days away from work, job transfer, or restriction. The DART rate established for our status as County government is 1.2. Our goal is to stay at or below that number. Our current DART rate is 0.48.

SWAP FUND



GOAL 5 ACCOUNTABLE, EFFICIENT AND VISIONARY GOVERNMENT: An effective organization committed to continuous innovation, exceptional customer service, transparency and fiscal responsibility.

Description

On July 30, 2004, Durham County entered a floating, or basis swap, on \$125,810,000 of its outstanding fixed rate bonds. The notional amount of the SWAP agreement is equal to the par value of selected bonds. The swap agreement allows the County to make payments to the counterparty based on the taxable-equivalent Bond Market Association (BMA) index and for the counterparty to make reciprocal payments based on a floating rate priced at six-month LIBOR (London Interbank Offered Rate) plus a net amount of .952%. The agreement matures March 1, 2023. The balance in this fund is the reflection of this agreement, which calls for net payments to be made on March 15 and September 15 each year. Payments are accrued on a monthly basis and paid every six months.

The Board of County Commissioners established a policy requiring 50% of the savings be placed in a restricted account until such time the committed funds equal 110% of the liquidation value of the SWAP, and the balance available to support unrestricted needs. A total of \$31,526,917 has been received to date, of these funds, \$16,625,930 is unspent, and most is available as the liquidation value currently of the SWAP fund is almost zero. The County will get two new payments in FY 2020-21 (September 2020 and March 2021), and a conservative estimate is the County will receive \$1,500,000. \$766,041 of the estimated total collection will be transferred to the Debt Service Fund to support annual debt service payments, and help keep the property tax rate dedicated for debt service support flat for FY 2020-21.

Budget

Category	FY 2018-19 Actual	FY 2019-20 Original	FY 2020-21 Requested	FY 2020-21 Approved	% Change Orig. v. Appr..
Expenditure	\$3,162,949	\$1,000,000	\$1,500,000	\$1,500,000	50.00%
Transfers Out	\$3,162,949	\$1,000,000	\$1,500,000	\$1,500,000	50.00%
Revenue	\$1,689,612	\$1,000,000	\$1,500,000	\$1,500,000	50.00%
Investment Income	(\$11,270)				
Other Revenues	\$1,700,882	\$1,000,000	\$1,500,000	\$1,500,000	50.00%

This page intentionally blank.

TAX ADMINISTRATION - REVALUATION



GOAL 5 ACCOUNTABLE, EFFICIENT AND VISIONARY GOVERNMENT: An effective organization committed to continuous innovation, exceptional customer service, transparency and fiscal responsibility.

Description

The goal of revaluation process is to ensure all real property has been reappraised in accordance with the provisions of G.S. 105-283 and G.S. 105-317 as of January 1 of the reappraisal year. The purpose of the General Reappraisal program is to meet statutory obligations to fairly appraise all real property within the County to determine its true value. North Carolina General Statute 105-286 requires every county to conduct a general reappraisal (revaluation) at least once every eight years or within the cycle set forth by a resolution adopted by the County Commissioners.

Durham County is currently on a four-year revaluation cycle and this annual funding supports personnel expenses and data collection necessary to meet statutory obligations.

Budget

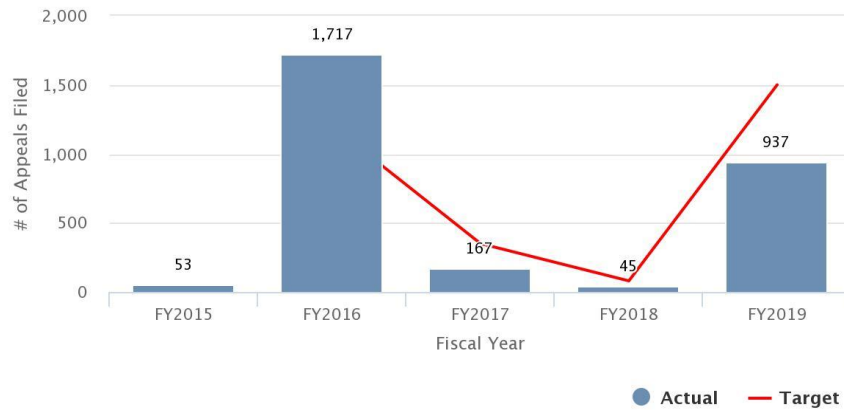
Category	FY 2018-19 Actual	FY 2019-20 Original	FY 2020-21 Requested	FY 2020-21 Approved	% Change Orig. v. Appr.
Expenditure	\$1,556,161	\$874,981	\$840,700	\$840,700	-3.92%
Personnel	\$490,092	\$273,948	\$295,146	\$295,146	7.74%
Operating	\$1,050,093	\$601,033	\$491,334	\$491,334	-18.25%
Capital					
Transfers Out	\$15,976		\$54,220	\$54,220	
Revenue	\$1,473,137	\$874,981	\$786,480	\$840,700	-3.92%
Investment Income	(\$2,869)				
Transfers In	\$1,476,006	\$874,981	\$786,480	\$840,700	-3.92%

FY 2018-19 Actual FTE	FY 2019-20 Original FTE	FY 2019-20 Estimated FTE	FY 2020-21 Requested FTE	FY 2020-21 Recommended FTE
4.00	4.00	4.00	4.00	4.00

*Note: In FY 2017-18 the Revaluation Fund Center was moved to the Reappraisal Reserve Fund (see corresponding page for General Fund Tax Department information)

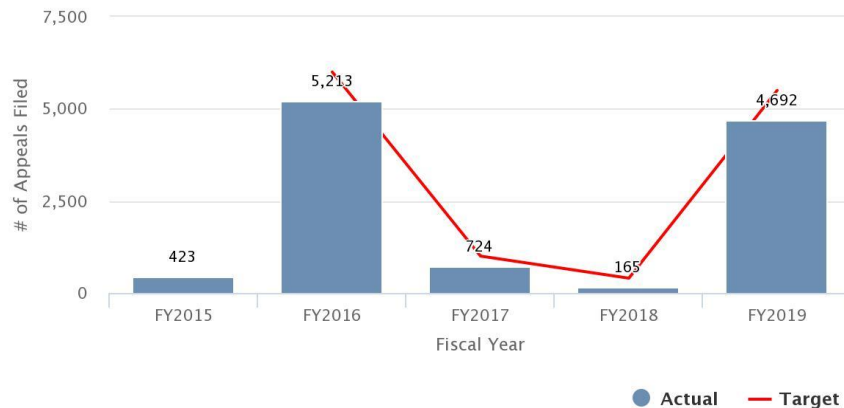
Performance Measures

Measure: NUMBER OF COMMERCIAL/INDUSTRIAL REAL PROPERTY APPEALS FILED WITH BOARD OF EQUALIZATION & REVIEW



Measure description: This measures the number of commercial/industrial real property appeals filed. During the years in which the County conducts a general reappraisal, the number of filed appeals increases significantly. The goal of a general reappraisal is to reappraise all properties at 100% market value as of a specific effective date using a process that is fair and equitable to all property owners. Durham County's most recent general reappraisal was effective January 1, 2019. General reappraisal updates all taxable parcels to reflect current market value. Written notice of the updated value is mailed to the property owner which includes instructions for appealing that new value. It is typical in a reappraisal year to see an increase in the volume of appeals filed. The number of appeals filed will be significantly lower following the general reappraisal year. The number of appeals filed will peak during a general reappraisal year and typically begin a steady decline in the following years until the next reappraisal. Mass appraisal industry standard for commercial/industrial appeals range fifteen to twenty percent (15-20%) of the county's parcel count. If the number of filed appeals is lower than the mass appraisal industry standard that is generally an indication that many of those property owners agree with the values set by the assessor's office.

Measure: NUMBER OF RESIDENTIAL REAL PROPERTY APPEALS FILED WITH BOARD OF EQUALIZATION & REVIEW



Measure description: According to N.C.G.S. 105-322(2), any taxpayer who owns or controls property taxable in the County has the right to appeal the listing or appraised value of the property. Often this indicates that owners believe the value of their property exceeds true market value. During the years in which the County conducts a general reappraisal, the number of filed appeals increases. The goal of a general reappraisal is to reappraise all properties at 100% market value. General reappraisal updates all taxable parcels to reflect current market value. Written notice of the updated value is mailed to the property owner which includes instructions for appealing that new value. It is typical in a reappraisal year to see an increase in the volume of appeals filed. The number of appeals filed will be significantly lower following the general reappraisal year. Under normal economic conditions the years prior to the effective date of general reappraisal show a decline in appeals filed. The effective date of Durham County's most recent general reappraisal was January 1, 2019 which accounts for the large increase in appeals for FY 2019. In the years following a general reappraisal, appeals will continue to decrease until the next reappraisal provided the housing market does not decline.

CAPITAL FINANCING PLAN FUND



GOAL 5 ACCOUNTABLE, EFFICIENT AND VISIONARY GOVERNMENT: An effective organization committed to continuous innovation, exceptional customer service, transparency and fiscal responsibility.

Description

Concurrent with the 1986 bond referendum described in the Debt Service Fund section, the Board of County Commissioners established a Capital Financing Plan for the purpose of funding all major capital projects undertaken by the County. Revenues dedicated to the Capital Financing Plan are listed below with estimates for the upcoming fiscal year. In addition to debt service on general obligation bonds, these monies will be spent to retire debt associated with certificates of participation as well as to fund pay-as-you-go (county contribution) projects. Effective July 1, 1990, up to 20% of the fund's proceeds (computation limited to the first 5 cents of property taxes) could be dedicated to financing capital projects funded on a pay-as-you-go basis. The percentage dedicated to pay-as-you-go is 6.54% for FY 2020-21 in an effort to fund capital facility improvements. The long-range Capital Financing Plan can be found in the FY 2020-29 Capital Improvement Plan. Durham County's Capital Financing Policy follows.

Revenues	FY2020-21
Property Taxes (8.61 cents-Revenue Neutral)	\$37,577,441
One-half Cent Sales Taxes (Art. 40, 42, & 46)	\$34,725,427
Occupancy Taxes	\$3,078,263
Interest Earnings	\$10,000
Miscellaneous Revenue	\$1,028,837
Fund Balance	\$531,828
TOTAL RESOURCES	\$76,951,796

Expenditures	FY2020-21
Motor Vehicle Tax Collection Fees (State)	\$90,001
Transfer to Debt Service	\$64,722,158
County Contribution*	\$4,708,155
Transfer to General Fund	\$7,431,482
TOTAL EXPENDITURES	\$76,951,796

<i>*Projects funded with County contribution. These projects include:</i>	
<i>Ongoing HVAC Replacement</i>	<i>\$387,205</i>
<i>Security Improvements</i>	<i>\$474,809</i>
<i>EMS Equipment Replacement</i>	<i>\$1,650,000</i>
<i>Stanford L. Warren Water Intrusion</i>	<i>\$500,000</i>
<i>Detention Center Windows Replacement</i>	<i>\$1,696,141</i>
TOTAL EXPENDITURES	\$4,708,155

For FY 2020-21, the portion of the County-wide tax rate dedicated to the Capital Financing Plan is 8.61 cents, no increase from FY 2019-20.

Budget

Category	FY 2018-19 Actual	FY 2019-20 Original	FY 2020-21 Requested	FY 2020-21 Approved	% Change Orig. v. Appr..
Expenditure	\$81,786,945	\$79,256,388	\$77,261,129	\$76,951,796	-2.91%
Operating	\$61,081	\$90,001	\$90,001	\$90,001	0.00%
Transfers Out	\$81,725,864	\$79,166,387	\$77,171,128	\$76,861,795	-2.91%
Revenue	\$76,958,121	\$79,256,388	\$77,261,129	\$76,951,796	-2.91%
Taxes	\$36,418,009	\$37,064,199	\$37,577,441	\$37,577,441	1.38%
Investment Income	\$238,623	\$110,000	\$10,000	\$10,000	-90.91%
Rental Income	\$586,628	\$598,280	\$598,280	\$598,280	0.00%
Transfers In	\$39,714,860	\$41,483,909	\$39,075,408	\$38,766,075	-6.55%

Despite economic constraints that developed in the early spring of 2020 that significantly reduced revenue collection projections for sales tax and occupancy tax, the County was able to maintain a flat tax rate for the Capital Financing Plan Fund. This was accomplished through projects developing at a slower than planned pace and realigning some PAYGO funds from certain in FY 2020-21. In fact, a significant amount of funding normally allotted for support of capital projects and debt service has been redirected to the General Fund (\$7.4 million) with no setback to planned projects as defined in the Capital Improvement Plan (CIP).

A fiscal bright spot is the future planned use of available dedicated fund balances (savings accounts) and other revenue sources to minimize property tax revenue needed for capital and debt support for the next several years. This is based on the current set of projects and their planned timing as set in the FY 2020-29 10-Year Capital Improvement Plan (CIP). Any unexpected changes to the CIP may cause changes in the amount of property tax needed to support the plan and its corresponding debt service.

A graphical representation of the Capital Financing Plan Debt Funding is included in this section. For more information on bonded capital projects, debt service, debt limits and principal and interest payments, refer to the Debt Service Fund section of the budget.

DURHAM COUNTY CAPITAL FINANCING POLICY

Durham County recognizes the goal of the Capital Financing Policy is to provide for the adequate funding of the County's capital program while avoiding erratic increases and decreases in the County's property tax rate. Thus, a Capital Financing Plan for the payment of debt related to projects financed by long-term borrowing shall be updated annually.

The County currently dedicates the following revenues to the payment of debt and pay-as-you-go (County contribution) capital projects:

- Article 40 and Article 42 one-half cent sales taxes;
- County share of the Occupancy Tax; and
- County-wide property taxes.

The County reserves up to 20% of these annually-dedicated revenues for pay-as-you-go projects. In addition, the Pay-As-You-Go Policy restricts dedicated property tax revenue to 20% of a maximum of 5 cents, or 1 cent, in County-wide property taxes. The portion of annual revenues reserved for pay-as-you-go is 6.54% for the FY 2020-21 budget.

Investment earnings on unexpended debt proceeds shall be restricted to the payment of debt. Investment earnings on amounts restricted for the payment of debt and pay-as-you-go funds shall bear the same restrictions as the principal amounts generating these investment earnings.

Excess funds, if available, within the Debt Service Fund may be used to provide advance funding for capital projects pending bond sale. Such advances or loans would be repaid with interest based on the monthly yield of the North Carolina Cash Management Trust short-term investment fund.

This policy applies to the Board of County Commissioners and County Administration and may be revised by the Board as it deems appropriate to meet the changing needs of the County for capital financing.

**RESOLUTION OF THE DURHAM COUNTY BOARD OF COMMISSIONERS AMENDING ITS POLICY
ON FINANCING CAPITAL PROJECTS**

WHEREAS, Durham County adopted on March 27, 1989, a policy setting forth that the County will annually update and review its capital needs and its plan for financing the payment of debt for projects financed by long-term borrowing; and

WHEREAS, Durham County recognizes that the goal of its capital financing policy is to provide for the adequate funding of the County's capital program while avoiding erratic increases and decreases in the County's property tax rate; and

WHEREAS, in an attempt to meet this goal, the Board identified in the policy certain sources of revenue to the County from which funds would be used for the satisfaction of the County's debt obligations; and

WHEREAS, this policy applies to the governing board and administration of the County and may be revised from time to time by the governing board as it deems appropriate to meet the changing needs of the County for capital financing:

NOW, THEREFORE BE IT RESOLVED that the Board of Commissioners of Durham County hereby amends its policy of financing capital projects and capital project debt revised and approved on June 26, 2006 as follows:

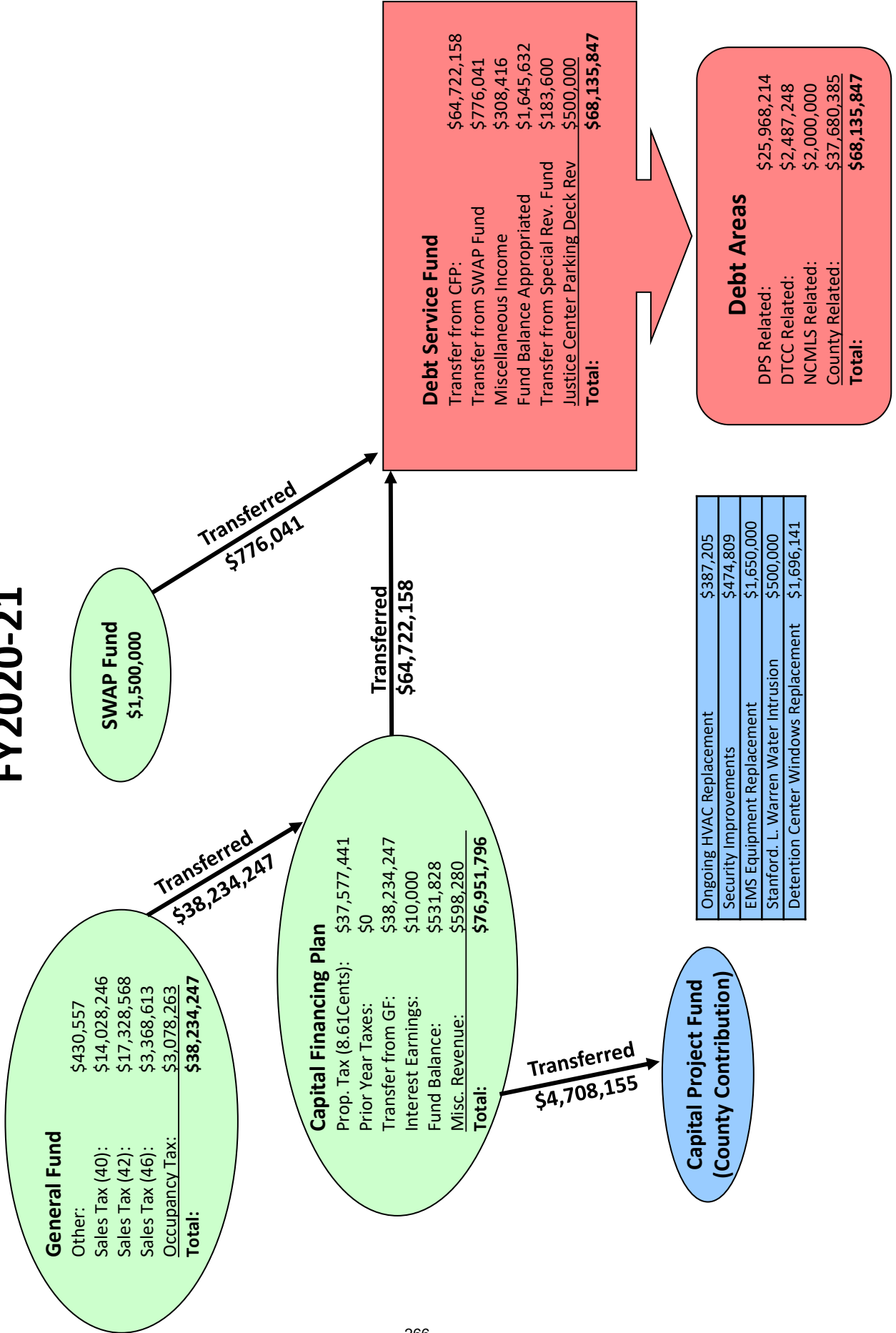
The county will annually designate:

1. Article 40 and Article 42 one-half cent sales taxes,
2. The County's share of the occupancy tax,
3. Countywide property taxes,
4. In addition, dedicated property tax revenue to 20% of a maximum of five cents (or 1 cent) in countywide property taxes for pay-as-you-go projects.

AND BE IT FURTHER RESOLVED that all provisions of the policy adopted on March 27, 1989, which are not inconsistent with the provisions hereof remain in full force and effect.

Capital Improvement Plan Debt Funding

FY2020-21



General Fund

Other: \$430,557
 Sales Tax (40): \$14,028,246
 Sales Tax (42): \$17,328,568
 Sales Tax (46): \$3,368,613
 Occupancy Tax: \$3,078,263
Total: \$38,234,247

SWAP Fund
\$1,500,000

Transferred
\$38,234,247

Transferred
\$776,041

Capital Financing Plan

Prop. Tax (8.61Cents): \$37,577,441
 Prior Year Taxes: \$0
 Transfer from GF: \$38,234,247
 Interest Earnings: \$10,000
 Fund Balance: \$531,828
 Misc. Revenue: \$598,280
Total: \$76,951,796

Transferred
\$64,722,158

Debt Service Fund

Transfer from CFP: \$64,722,158
 Transfer from SWAP Fund: \$776,041
 Miscellaneous Income: \$308,416
 Fund Balance Appropriated: \$1,645,632
 Transfer from Special Rev. Fund: \$183,600
 Justice Center Parking Deck Rev: \$500,000
Total: \$68,135,847

Capital Project Fund (County Contribution)

Ongoing HVAC Replacement	\$387,205
Security Improvements	\$474,809
EMS Equipment Replacement	\$1,650,000
Stanford. L. Warren Water Intrusion	\$500,000
Detention Center Windows Replacement	\$1,696,141

Debt Areas

DPS Related: \$25,968,214
 DTCC Related: \$2,487,248
 NCMLS Related: \$2,000,000
 County Related: \$37,680,385
Total: \$68,135,847

This page intentionally blank.

BENEFITS PLAN FUND



GOAL 5 ACCOUNTABLE, EFFICIENT AND VISIONARY GOVERNMENT: An effective organization committed to continuous innovation, exceptional customer service, transparency and fiscal responsibility.

Description

Durham County has a benefit plan that is fully self-funded with a specific stop-loss insurance policy that reimburses the County and prevents it from having to pay for catastrophic or unusually high overall claim costs. This plan allows for more effective and efficient management of health care costs for both the County and its employees. By retaining potential profits that would normally accrue to the administrator of a fully-insured plan, the County is able to provide a core plan for all employees that includes health, dental, vision, and life insurance coverage at one times each employee’s salary. The County also offers dependent coverage that more employees can afford. The County’s benefit plan with its supplemental specific stop-loss policy is structured to protect the county from costs that could become a liability, while ensuring our employees continue to receive the care they need.

The fund balance policy was also revised so that unspent funds for the self-insured benefits (e.g. Health and Dental) can only be used as funding for these benefits and will be committed in the County’s fund balance. By committing these unspent funds in the County’s fund balance and establishing this process in amending the County’s Fund Balance Policy, the Board added stronger internal controls to further ensure compliance. In order to be in compliance, the County is required to perform an annual review of the performance of the self-insured benefits and the reserves for these benefits.

The benefits plan provides health and financial benefit options that maintain or improve employees' physical, mental, and financial health and thereby enhance their overall personal and professional well-being. The County’s comprehensive benefits package contributes to the physical, mental, and financial health of its employees and their family members. All full-time employees receive County-paid health, vision, dental, term life, and accidental death and dismemberment insurance (with the County paying a pro-rated portion for part-time employees who work at least 50% of their work schedule). In addition, the County pays a portion of the health insurance coverage for employees’ family members and pays the entire cost of employee plus family vision coverage. Employees also have the option of purchasing additional life insurance for themselves and their spouses and children, as well as short and long-term disability, hospital confinement, long term care and legal insurance. Medical and dependent care flexible spending accounts are available, too. The County knows that a robust set of benefit offerings enhances our ability to attract talented and committed employees in the highly competitive Research Triangle area.

For FY2020-21, the plan will be funded through transfers from other funds to the Benefits Plan Fund to cover the cost of the plan:

- \$29,623,911 will be transferred from the General Fund
- \$379,540 charge for service from the Sewer Utility Enterprise Fund for employees that reside in that fund
- \$81,330 will be transferred from the Risk Management Fund for employees that reside in that fund
- \$54,220 will be transferred from the Reappraisal Reserve Fund for employees that reside in that fund
- \$2,344,642 funding source for employee contributions booked directly to the Benefits Plan Fund

FY2020-21 Benefits Plan Fund Budget

	FY 2019-20	FY2020-21	\$ Change FY to FY	% Change FY to FY
Health Insurance	\$26,470,111	\$28,859,764	\$2,389,653	9.03%
Dental Insurance	\$2,020,996	\$2,238,397	\$217,401	10.76%
Life Insurance	\$271,774	\$322,903	\$51,129	18.81%
Vision Insurance	\$381,412	\$340,842	(\$40,570)	-10.64%
Wellness Clinic HealthSTAT	\$546,548	\$568,342	\$21,794	3.99%
Plan Administration Fees	\$92,209	\$153,395	\$61,186	66.36%
TOTAL	\$29,783,050	\$32,483,643	\$2,700,593	9.07%

Budget

Category	FY 2018-19 Actual	FY 2019-20 Original	FY 2020-21 Requested	FY 2020-21 Approved	% Change Orig. v. Appr..
Expenditure	\$27,896,160	\$29,783,050	\$32,483,646	\$32,483,643	9.07%
Personnel	\$27,248,093	\$29,144,293	\$31,761,909	\$31,761,906	8.98%
Operating	\$648,067	\$638,757	\$721,737	\$721,737	12.99%
Revenue	\$27,792,001	\$29,783,050	\$32,483,643	\$32,483,643	9.07%
Investment Income	\$175,412				
Service Charges	\$2,780,576	\$2,633,099	\$2,819,067	\$2,819,067	7.06%
Transfers In	\$24,836,013	\$27,149,951	\$29,664,576	\$29,664,576	9.26%

Budget Highlights

- The health insurance coverage will continue to contract with Cigna. With Cigna's Open Access Plus Plan (OAP), enrollees will get the benefits of Cigna's Accountable Care network of providers to include Duke, Wake Med, and UNC providers. Each time care is needed, the enrollee can choose the doctor or facility that works best for them. In addition to the benefits of the Cigna network, enrollees also have access to the highest level of personal support via Cigna's One Guide Concierge service and Cigna's Telehealth Connection. Telehealth provides the opportunity to connect with a board-certified doctor via video chat or phone, without leaving your home or office.

LAW ENFORCEMENT OFFICERS' (LEO) SPECIAL SEPARATION ALLOWANCE FUND



GOAL 3 SAFE COMMUNITY: Partner with stakeholders to prevent and address unsafe conditions, protect life and property, respond to emergencies and ensure accessible and fair justice.

Description

The Law Enforcement Officers' Special Separation Allowance (LEOSSA) Trust Fund was established in July 1987 for the purpose of providing full funding for the law enforcement officers' separation allowance mandated by the North Carolina General Assembly in July 1986. In addition to regular retirement benefits budgeted within the General Fund, the County also must pay a special monthly separation allowance to retired law enforcement officers who have completed 30 or more years of creditable service and/or those persons 55 years of age who have completed 5 or more years of creditable service. The annual allowance is 0.85% of base compensation at the time of retirement times the number of years of service. The officer is eligible to receive this benefit until age 62.

The fund was structured as a pension trust fund when originally established in July of 1987. However, when the County implemented Governmental Accounting Standards Board (GASB) Statement 73, *Accounting and Financial Reporting for Pensions and Related Assets That Are Not within the Scope of GASB Statements 67 and 68*, the County could no longer report the LEOSSA Trust Fund as a pension trust fund. In accordance with GASB Statement No. 73, the County reclassified the LEOSSA Trust Fund to the General Fund. The County continues to fund LEOSSA through annual budget appropriations and reports committed fund balance for LEOSSA in the General Fund.

Budget

Category	FY 2018-19 Actual	FY 2019-20 Original	FY 2020-21 Requested	FY 2020-21 Approved	% Change Orig. v. Appr..
Expenditure	\$493,911	\$420,000	\$525,000	\$525,000	25.00%
Personnel	\$493,911	\$420,000	\$525,000	\$525,000	25.00%
Revenue	\$493,651	\$420,000	\$525,000	\$525,000	25.00%
Contributions and Donations	\$458,888				
Investment Income	\$34,763				
Transfers In		\$420,000	\$525,000	\$525,000	25.00%