Number of Children Placed Out of County
October 2026

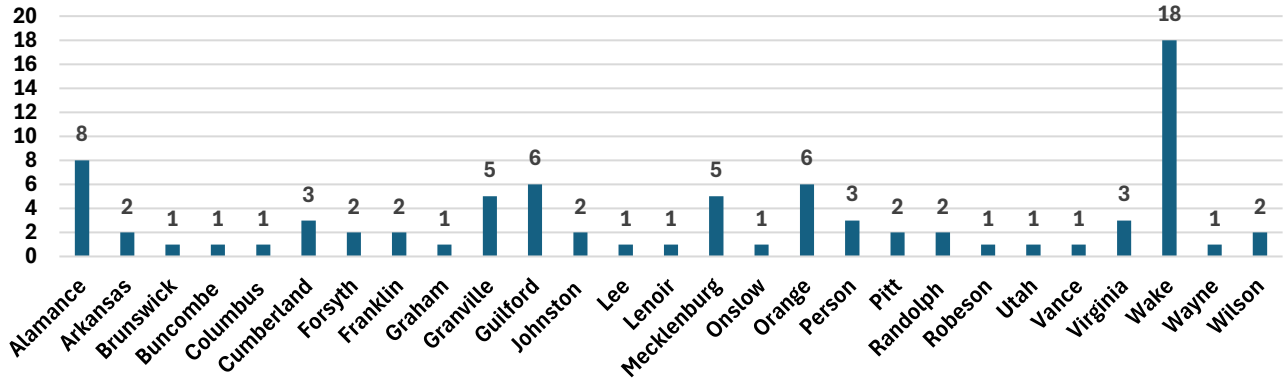

Alamance	**8**
Private Traditional	1
Relative	7
Arkansas	**2**
PRTF	2
Brunswick	**1**
PRTF	1
Buncombe	**1**
Relative	1
Columbus	**1**
PRTF	1
Cumberland	**3**
Private Traditional	1
Relative	1
Therapeutic Foster Home	1
Forsyth	**2**
Relative	1
Rapid Response	1
Franklin	**2**
Foster Home	1
Therapeutic Foster Home	1
Graham	**1**
Therapeutic Foster Home	1
Granville	**5**
Jail/Prison/Detention	1
Rapid Response	2
Therapeutic Foster Home	2
Guilford	**6**
Therapeutic Group Home	1
Relative	5
Johnston	**2**
Private Traditional	2
Lee	**1**
Therapeutic Foster Home	1
Lenoir	**1**
Relative	1
Mecklenburg	**5**
Private Traditional	2
Therapeutic Treatment	1
Therapeutic Group Home	2
Onslow	**1**
Therapeutic Group Home	1
Orange	**6**
Foster Home	1
Rapid Response	2
Therapeutic Foster Home	3
Person	**3**
Private Traditional	1
Relative	2
Pitt	**2**
Medical Facility	1
Runaway	1
Randolph	**2**
Private Traditional	1
Therapeutic Group Home	1
Robeson	**1**
Therapeutic Group Home	1
Utah	**1**
PRTF	1
Vance	**1**
Foster Home	1
Virginia	**3**
Private Traditional	1
PRTF	2
Wake	**18**
Private Traditional	4
Foster Home	1
Non-Relative	1
Rapid Response	4
Relative	8
Wayne	**1**
Private Traditional	1
Wilson	**2**
Relative	2
Grand Total	**82**

Durham County Placements	
Crisis Facility	1
Foster Home	39
Jail/Prison/Detention	2
Medical Facility	1
Parent	9
PRTF	1
Private Traditional	2
Rapid Response	10
Relative	27
Runaway	1
Therapeutic Foster Home	6
Grand Total	**99**

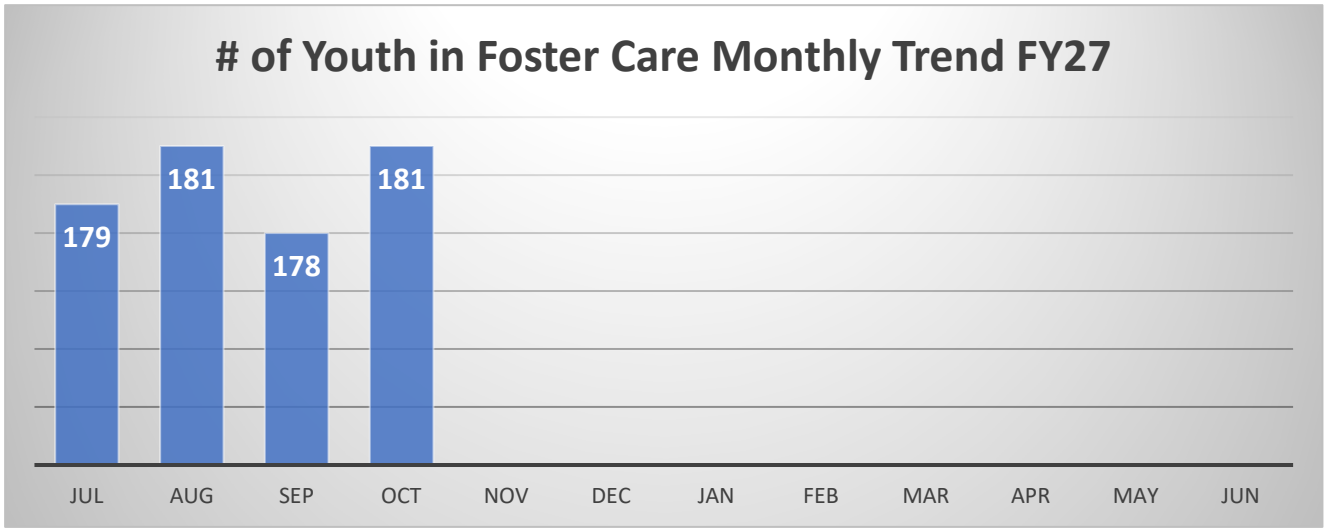
# of Youth in Foster Care Monthly Trend FY27
179
181
178
181
JUL
AUG
SEP
OCT
NOV
DEC
JAN
FEB
MAR
APR
MAY
JUN

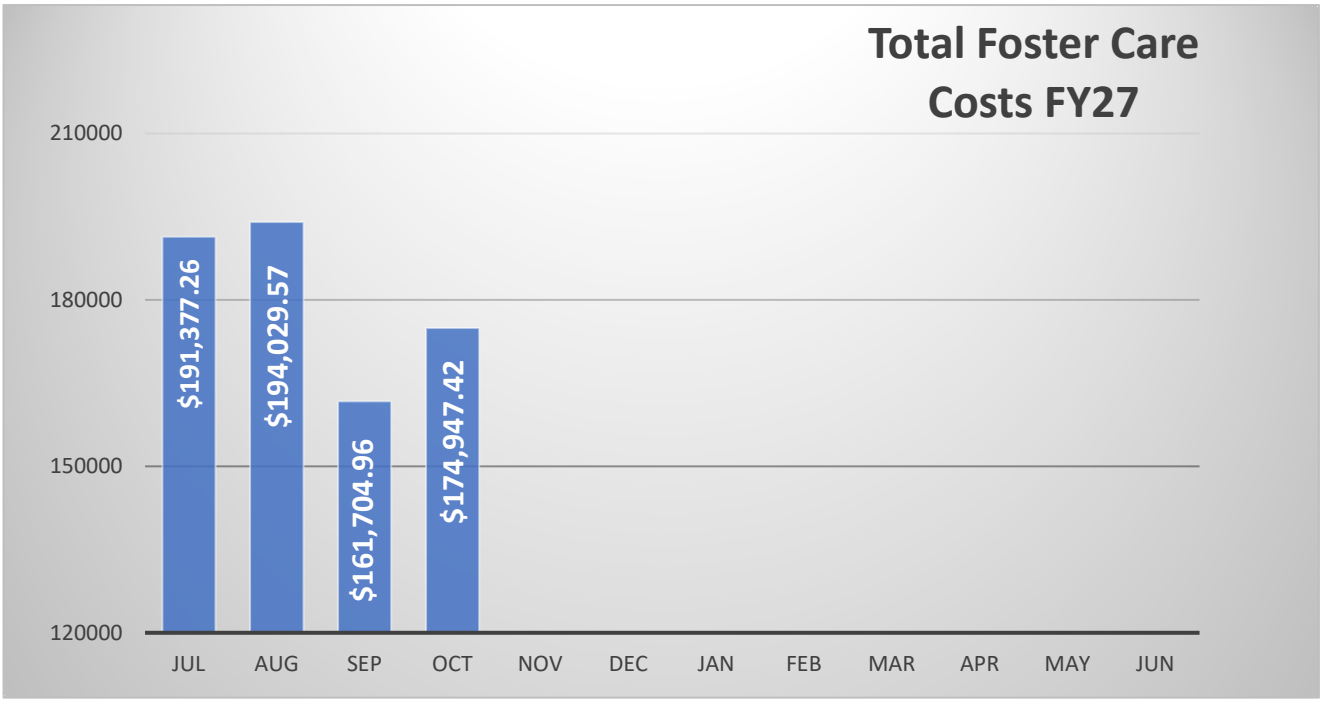
Total Foster Care Costs FY27
210000
180000
150000
120000
$191,377.26
$194,029.57
$161,704.96
$174,947.42
JUL
AUG
SEP
OCT
NOV
DEC
JAN
FEB
MAR
APR
MAY
JUN

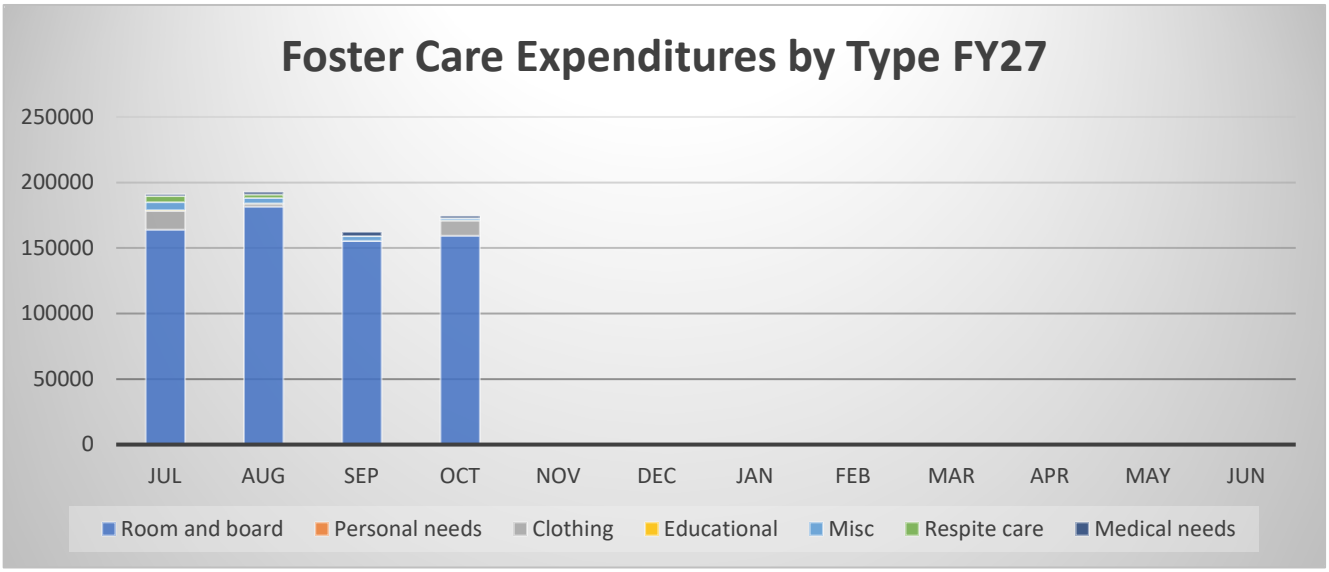
Foster Care Expenditures by Type FY27
250000
200000
150000
100000
50000
0
JUL
AUG
SEP
OCT
NOV
DEC
JAN
FEB
MAR
APR
MAY
JUN
Room and board
Personal needs
Clothing
Educational
Misc
Respite care
Medical needs